

KOBELCO

**CRAWLER CRANE WITH
TELESCOPIC BOOM**

TK SERIES

TK350

Lifting Capacity: 35t × 2.7 m
Operating Weight: 40.98 tons
Rated Line Pull: 44.1 kN (Main), 49.0 kN (Aux.)
Max. Height about Ground: 24.9 m

TK550

Lifting Capacity: 55t × 3.0 m
Operating Weight: 49.98 tons
Rated Line Pull: 44.1 kN (Main), 49.0 kN (Aux.)
Max. Height about Ground: 30.7 m

TK750

Lifting Capacity: 75t × 3.0 m
Operating Weight: 64.8 tons
Rated Line Pull: 68.7 kN (Main/Aux.)
Max. Height about Ground: 30.4 m

Newly Developed Telescopic Boom Features High Strength and High Rigidity

Operability That Only a Telescopic Boom Can Deliver

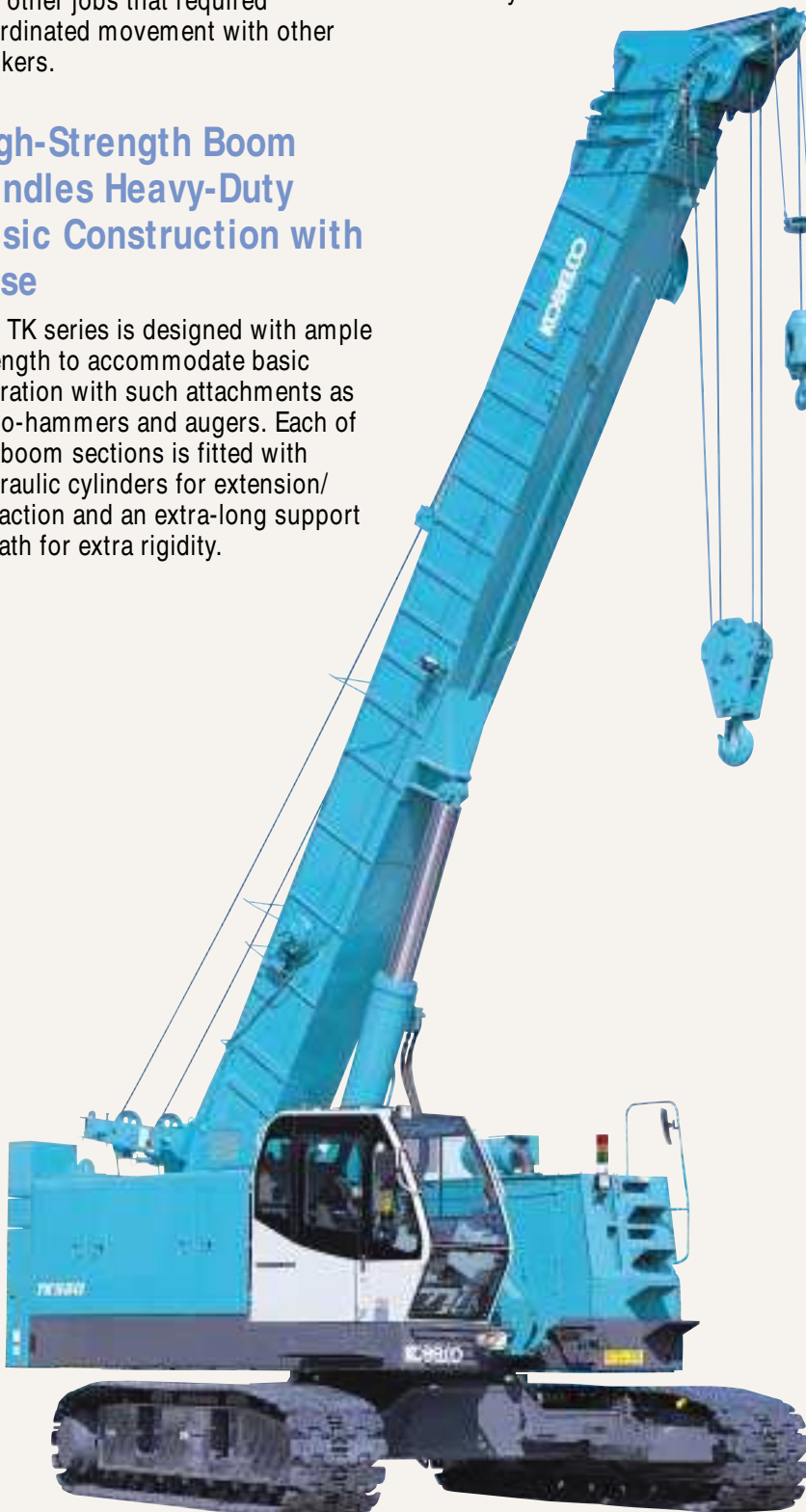
The automatic boom extender/retractor easily adjusts the length of the boom to match working conditions, making the crane ideal for material handling and other jobs that required coordinated movement with other workers.

High-Strength Boom Handles Heavy-Duty Basic Construction with Ease

The TK series is designed with ample strength to accommodate basic operation with such attachments as vibro-hammers and augers. Each of the boom sections is fitted with hydraulic cylinders for extension/retraction and an extra-long support sheath for extra rigidity.

Boom Combines the Advantages of Light Weight and High Stability

Despite its light weight, the boom features both high strength and high rigidity, supported by crawlers that deliver solid traction and 360-degree stability.



CRANE PERFORMANCE

Stable, Dependable Crane Performance

Practical Lift Capacity within the Working Radius Most Frequently Used:

TK350: 2.60 tons at 20 m (3 sections)

TK550: 3.3 tons at 20 m (4 sections)

TK750: 4.8 tons at 20 m (4 sections)

Minimum Operating Radius with Full Boom

TK350: 5.5 m for 12.5-ton load (3 sections)

TK550: 6.5 m for 14-ton load (4 sections)

TK750: 8.0 m for 18.5-ton load (4 sections)

Plenty of Lift Power on Sites with Low Height Restrictions

Height Restrictions: 7 m

TK350: 12.5 ton at 7.3 m

TK550: 17.1 ton at 7.1 m

TK750: 26 ton at 7.4 m

Height Restrictions: 9 m

TK350: 16.2 ton at 6.2 m

TK550: 22.5 ton at 6.2 m

TK750: 28.1 ton at 6.6 m

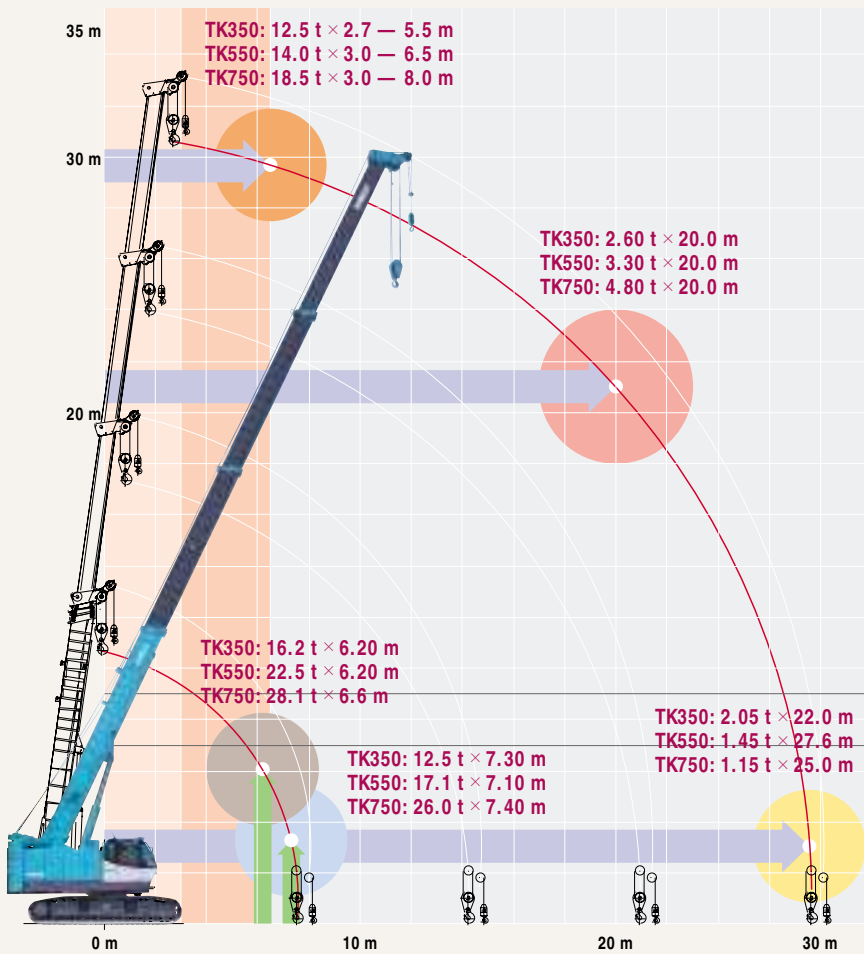
Lifting Capacity with Intermediate Counterweight (Option)

When working on wharfs that have weight restrictions, the machine can be set with a rated total load that reflects operations using the intermediate counterweight only or without counterweights. The numbers of C/W are automatically detected by counterweight detective device.



Excellent Stability Ensures a Wide Operational Area

The excellent stability enables it to operate effectively even when the fully extended boom is used horizontally.



FOUNDATION WORK

Attachments for All Types of Basic Construction

Drum and Rope Settings Ideally Suited to Basic Construction



Both the main and auxiliary hoist drums are broad and grooved for fewer windings and neat positioning that extend the service life of the wire ropes.

Switchable Pump Mode

With the flick of a switch, the operator can modify the horsepower distribution from the pumps to optimize performance for crane, auger, or vibro-hammer operations, respectively. (TK350, TK550)

Exchangeable Hydraulic Pressure Source (Optional)



A four-valve hydraulic pressure source is optionally available for use with augers and vibro-hammers. (TK750 augers only)

Large-Capacity Oil Cooler

The oil cooler has an ample cooling capacity of 55,000 kcal/h (TK750: 61,000 kcal/h) that can accommodate continuous operations even when an auger or vibro-hammer is being used.

TRANSPORT

Compact Design and Quick Set-Up Time

Designed for Easy Transport

TK350

Overall width: 3.2 m (retracted)
Overall height: 3.245 m
Overall length: 11.525 m

TK550

Overall width: 3.2 m (retracted)
Overall height: 3.385 m
Overall length: 12.0 m

TK750

Overall width: 3.2 m (retracted)
Overall height: 3.4 m
Overall length: 12.5 m


Shorter Jobs and More Economical Operation

Because the boom doesn't have to be assembled onsite, work can begin

immediately, saving both time and money. Further savings are achieved when the machine is transported or parked, because no special measures have to be taken to store the boom.

Other Function

- Crawler Extender/Retractor Features Semi-Automatic Lock-Pin Storage
- Counterweight Removal Mechanism (Optional)





COMFORT

Roomy Cab Space

The Cab is a Roomy 940 mm Wide to Ensure Operator Comfort

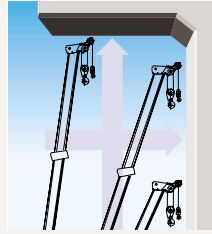
- Semi-short levers mounted on a side console ensure clear front visibility.
- Pressurized climate control with external air intake
- Cloth-covered seat that tilts and reclines
- AM/FM radio with clock
- Tempered green glass windows
- Storage box



SAFETY

Wide Array of Safety Features

Operational Range Limiter



By setting the parameters of boom angle (upper and lower limits), boom top height, and operating radius, the operator can limit the range in which the boom operates. A warning buzzer sounds and the machine stops automatically whenever those limits are approached.

Engine Start-Up Safety Mechanism Prevents Accidental Operation

If the engine is started with the operation levers engaged, a safety mechanism prevents the winch and boom from moving.

Crawler Confirmation Switch



This feature prevents the crane from toppling if the boom or swing are mistakenly operated when the crawlers are being retracted.

Accidental Freefall Prevention Devices

To activate freefall, three separate steps must be taken: the freefall switch must be turned on, the freefall lock key must be released, and the freefall interlock must be released.

Multi-display Monitor

The Multi-display monitor constantly indicates the machine's running condition.



Malfunction log (including fuel, hydraulic oil, cooling water, etc.):
 TK350 and TK550: 16 items
 TK750: 20 items
 Self-diagnostic function (electrical malfunctions involving solenoid valves, sensors, etc.):
 TK350 and TK550: 41 items
 TK750: 53 items

Automatic Counterweight Inspection (Optional)

This optional function automatically senses the number of counterweights being used and resets the rated load specifications accordingly to prevent overload.



Monitoring Cameras (Optional)

Cameras monitor the drums and the rear of the machine and display the images on an easy-to-see monitor screen.

Due to our policy of continual product improvements all designs and specifications are subject to change without advance notice. Copyright by **KOBELCO CONSTRUCTION MACHINERY CO., LTD.** No part of this catalog may be reproduced in any manner without notice.

KOBELCO CONSTRUCTION MACHINERY CO., LTD.

17-1, Higashigotanda 2-chome, Shinagawa-ku, Tokyo 141-8626 JAPAN
 Tel: ++81 (0) 3-5789-2111 Fax: ++81 (0) 3-5789-2134

Inquiries To: